

**EL  STRON**

STEEL SERVICE CENTERS

## ECOTILE

The vast variety of building covering products is now integrated with the new ECOTILE series. It consists of profiles for wide openings which present a high quality finishing and also an attractive design. The overall result is a look identical to the classic tiles.


Because of its light weight per square meter, it may be safely placed even on an existing roof.

### Major advantages:

- The product is designed to bear extreme weather conditions such as: ice, rain, heat, storm, hail is 100% water proof due to its specially designed groove on every sheet's edge.
- It can be placed easily and quickly.
- It can be placed even on the vertical axis.
- It reduces the load of a building's shell. It is ideal for roofs placed for waterproofing and insulation purposes on existing lofts.
- It does not need maintenance or cleaning, it prevents mold from being created and sheets are self cleaning.
- Product presents extended lifetime because of the high quality polyester coating of the profile.
- It may be delivered in standardized length with standard step distance of 350mm in GREEK RED color.
- Finally, it may be delivered according to the customer's order in a special length and step distance and additionally in any RAL coloration the customer may wish.

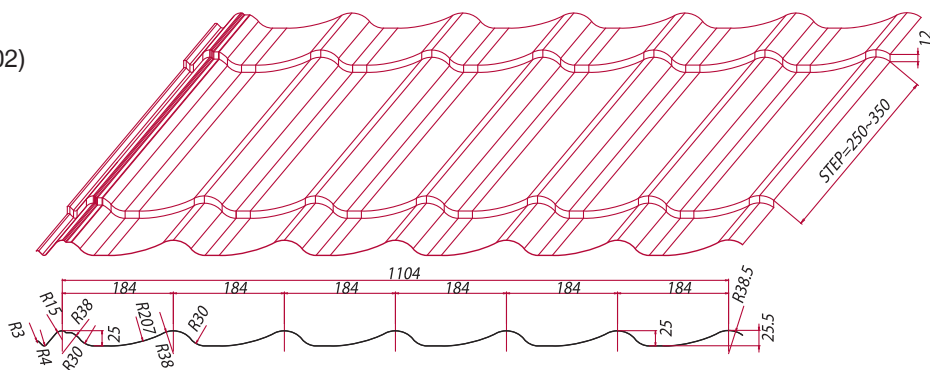
### Technical Characteristics

Properties	
Material	FER 02G/EN 10142
Thickness	0.35 - 0.8 mm
Coating	Polyester
Step tile	350 mm or upon demand
Minimum roof angle	8
Length	850 - 7,850 mm



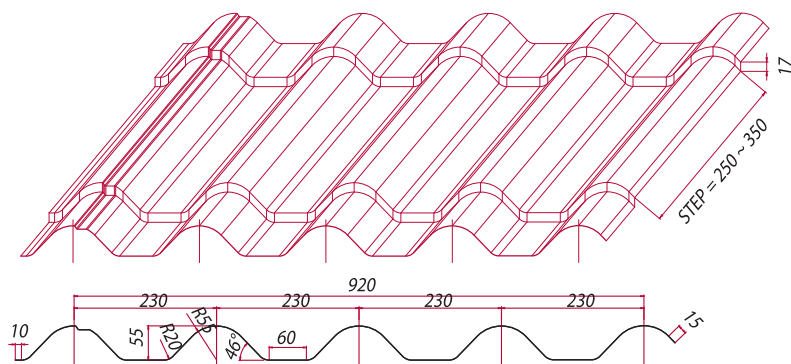
## ECOTILE ATTIKA

Coil Thickness: 0.35mm ~ 0.8mm ( $\pm 0.02$ )  
 Covering Width: 1104  $\pm 6.0$ mm  
 Depth of Wave: 23  $\pm 1.0$ mm  
 Pitch: 184  $\pm 1.5$ mm  
 Step: 250mm ~ 350mm  
 Minimum Inclination: 8°



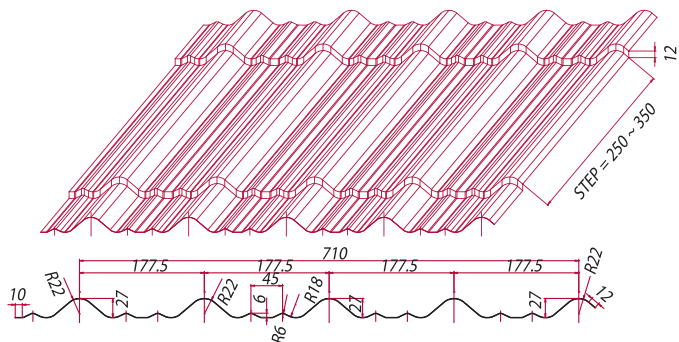
## ECOTILE ROMAN

Coil Width: 0.35mm ~ 0.8mm ( $\pm 0.02$ )  
 Covering Width: 912  $\pm 5.0$ mm  
 Depth of Wave: 59  $\pm 1.0$ mm  
 Pitch: 228  $\pm 2$ mm  
 Step: 250mm ~ 350mm  
 Minimum Inclination: 8°




## ECOTILE CLASSIC

Coil Width: 0.35mm ~ 0,8mm ( $\pm 0.02$ )  
 Covering Width: 710  $\pm 5.0$ mm  
 Depth of Wave: 27  $\pm 1.0$ mm  
 Pitch: 177.5  $\pm 2$ mm  
 Step: 250mm ~ 350mm  
 Minimum Inclination: 8°









**TÜV HELLAS**  
Member of TÜV NORD Group

# CERTIFICATE

**Management system as per  
EN ISO 9001 : 2008  
Quality Management Systems - Requirements**

In accordance with TÜV HELLAS (TÜV NORD) S.A procedures, it is hereby certified that

**ELASTRON S.A.  
Head Offices and Aspropyrgos Manufacturing Plant:  
Diylistirion Ave. Ag. Ioannis  
19 300 Aspropyrgos**

**Skaramaga Manufacturing Plant:  
1, Palaska Str.  
124 62 Skaramagas  
Greece**

applies a Management System in line with the above standard for the following scope

## Trade and Processing of Steel Products

Certificate Registration No.041050100  
Audit Report No. E-0405/2011

Initial certification 2005

TÜV HELLAS (TÜV NORD) S.A. Certification Body

Athens, 2011-06-05

This certification was conducted in accordance with the TÜV HELLAS S.A. auditing and certification procedures and is subject to regular surveillance audits.



## INTERNATIONAL COMPARISON OF STANDARDS

EN		EN 10025:1990 +A1:1993	EN 10025:1990	GERMANY	FRANCE	U.K.	SPAIN	ITALY	BELGIUM	SWEDEN	PORTUGAL	AUSTRIA	NORWAY
EN 1005-2:2004	EN 10025:1990 +A1:1993												
S185	1.0035	S185	Fe 310-0	St 33	NF A 35-501	BS 4360	UNE 36-080	UNI 7070	NBN A 21-101	SS 14	NP 1729	N 3116	
		S235JR	Fe 360 B	St 37 - 2	E24-2			Fe 360 B	AE 235-B	13 11-00	Fe 360-B		NS 12 120
		S235JRG1	Fe 360 BFN	Ust 37-2			AE 235 B-FU					Ust 360 B	NS 12 122
S235JR	1.0038	S235JRG2	Fe 360 BFN	RSt 37-2	E 28-2	40B	AE 235 B- FN	Fe 430 B	AE 255-B	14 12-00	Fe 430-B	St 430 B	NS 12 142
S235JO	1.0114	S235JO	Fe 360 C	St 37-3 U	E 28-3	40C	AE 275 C	Fe 430 C	AE 255-C		Fe 430-C	St 430 C	NS 12 143
												St 430 CE	
		S235J2G3	Fe 360 D1	St 37-3 N	E 28-4	40D	AE 235 D	Fe 360 D	AE 235-D	14 14-00	Fe 360-D	St 360 D	NS 12 124
S235J2	1.0117	S235J2G4	Fe 360 D2										
S275JR	1.0044	S275JR	Fe 430 B	St 44-2	E 28-2	43B	AE 275 B	Fe 430 B	AE 355-B		Fe 510-B		
S275JO	1.0043	S275JO	Fe 430 C	St 44-3 U	E 28-3	43C	AE 275 C	Fe 430 C	AE 355-C		Fe 510-C	St 51C	NS 12 153
											Fe 510-D	St 51 D	NS 12 153
		S275JOG3	Fe 430 D1	St 44-3 N	E 28-4	43D	AE 275 D	Fe 430 D	AE 255-D	14 14-00	Fe 430-D	St 430 D	NS 12 143
S275J2	1.0145	S275JOG4	Fe 430 D2										
S355JR	1.0045	S355JR	Fe 510 B		E 36-2	50B	AE 355 B	Fe 510 B	AE 355-B		Fe 510-B		
S355JO	1.0553	S355JO	Fe 510 C	St 52-3 U	E 36-3	50C	AE 355 C	Fe 510 C	AE 355-C		Fe 510-C	St 51C	NS 12 153
		S355J2G3	Fe 510 D1	St 52-3N		50D	AE 355D	Fe 510 D	AE 355-D		Fe 510-D	St 51 D	NS 12 153
S355J2	1.0577	S355J2G4	Fe 510 D2										
		S355K2G3	Fe 510 DD1		E 36-4	50DD			AE 355-DD		Fe 510-DD		
S355K2	1.0596	S355K2G4	Fe 510 DD2										
S450JO	1.0590					55C							
E295	1.0050	E295	Fe 490 - 2	St 50-2	A 50-2		A 490	Fe 490	A 490-2	15 50-00	Fe 490-2	St 490	
										15 50-01			
E335	1.0060	E335	Fe 590 - 2	St 60-2	A 60-2		A 590	Fe 590	A 590-2	16 50 00	Fe 590-2	St 590	
										16 50 01			
E360	1.0070	E360	Fe 690 - 2	St 70-2	A 70-2		A 690	Fe 690	A 690-2	16 55 00	Fe 690-2	St 690	
										16 55 01			

## CHEMICAL COMPOSITION OF THE PRODUCT ANALYSIS

Designation		Method of deoxidation <sup>b</sup>	C in % max. for nominal product thickness in mm			Si % max.	Mn % max.	P % max. <sup>d</sup>	S % max. <sup>d,e</sup>	N % max. <sup>f</sup>	Cu % max. <sup>g</sup>	Other % max. <sup>h</sup>
According EN 10027-01 and CR 10260	According EN 10027-2		≤ 16	> 16 ≤ 40	> 40 <sup>c</sup>							
S235JR	1.0038	FN	0,19	0,19	0,23	-	1,50	0,045	0,045	0,014	0,60	-
S235J0	1.0114	FN	0,19	0,19	0,19	-	1,50	0,040	0,040	0,014	0,60	-
S235J2	1.0117	FF	0,19	0,19	0,19	-	1,50	0,035	0,035	-	0,60	-
S275JR	1.0044	FN	0,24	0,24	0,25	-	1,60	0,045	0,045	0,014	0,60	-
S275J0	1.0143	FN	0,21	0,21	0,23 <sup>i</sup>	-	1,60	0,040	0,040	0,014	0,60	-
S275J2	1.0145	FF	0,21	0,21	0,23 <sup>i</sup>	-	1,60	0,035	0,035	-	0,60	-
S355JR	1.0045	FN	0,27	0,27	0,27	0,60	1,70	0,045	0,045	0,014	0,60	-
S355J0	1.0553	FN	0,23 <sup>j</sup>	0,23 <sup>k</sup>	0,24	0,60	1,70	0,040	0,040	0,014	0,60	-
S355J2	1.0577	FF	0,23 <sup>j</sup>	0,23 <sup>k</sup>	0,24	0,60	1,70	0,035	0,035	-	0,60	-
S355K2	1.0596	FF	0,23 <sup>j</sup>	0,23 <sup>k</sup>	0,24	0,60	1,70	0,035	0,035	-	0,60	-
S450J0 <sup>l</sup>	1.0590	FF	0,23	0,23 <sup>k</sup>	0,24	0,60	1,80	0,040	0,040	0,027	0,60	<sup>m</sup>

<sup>b</sup> FN = rimming steels not permitted; FF = fully killed steel

<sup>c</sup> For sections with nominal thickness > 100 mm the C content by agreement.

<sup>d</sup> For long products the P and S content can be 0,005% higher.

<sup>e</sup> For long products the max. S content can be increased for improved machinability by 0,015% by agreement if the steel is treated to modify the sulphide morphology and the chemical composition shows min. 0,0020% Ca.

<sup>f</sup> The max. value for nitrogen does not apply if the chemical composition shows a minimum total Al content of 0,015% or alternatively min. 0,013% acid soluble Al or if sufficient other N binding elements are present. In this case the N binding elements shall be mentioned in the inspection document.

<sup>g</sup> Cu content above 0,45% may cause hot shortness during hot forming.

<sup>h</sup> If other elements are added, they shall be mentioned on the inspection document.

<sup>i</sup> For nominal thickness > 150 mm: C = 0,22% max.

<sup>j</sup> For grades suitable for cold roll forming C = 0,24% max.

<sup>k</sup> For nominal thickness > 30 mm: C = 0,24% max.

<sup>l</sup> Applicable for long products only.

<sup>m</sup> The steel may show a Nb content of max. 0,06%, a V content of max. 0,15% and a Ti content of max. 0,06%.

(according to EN10025)

## MECHANICAL PROPERTIES AT AMBIENT TEMPERATURE FOR FLAT AND LONG PRODUCTS OF STEEL GRADES AND QUALITIES WITH VALUES FOR THE IMPACT STRENGTH

Designation		Minimum yield strength R <sub>eH</sub> <sup>a</sup> MPa <sup>b</sup> Nominal thickness mm										Tensile strength R <sub>m</sub> <sup>a</sup> MPa <sup>b</sup> Nominal thickness mm							
According EN 10027-1 and CR 10260	According EN 10027-2	≤ 16	> 16 ≤ 40	> 40 ≤ 63	> 63 ≤ 80	> 80 ≤ 100	> 100 ≤ 150	> 150 ≤ 200	> 200 ≤ 250	> 250 ≤ 400 <sup>c</sup>	> 3	≥ 3 ≤ 100	> 100 ≤ 150	> 150 ≤ 250	> 250 ≤ 400 <sup>c</sup>				
S235JR	1.0038	235	225	215	215	215	195	185	175	-	360 to 510	360 to 510	350 to 500	340 to 490	-				
S235J0	1.0114	235	225	215	215	215	195	185	175	-	360 to 510	360 to 510	350 to 500	340 to 490	-				
S235J2	1.0117	235	225	215	215	215	195	185	175	165	360 to 510	360 to 510	350 to 500	340 to 490	330 to 480				
S275JR	1.0044	275	265	255	245	235	225	215	205	-	430 to 580	410 to 560	400 to 540	380 to 540	-				
S275J0	1.0143	275	265	255	245	235	225	215	205	-	430 to 580	410 to 560	400 to 540	380 to 540	-				
S275J2	1.0145	275	265	255	245	235	225	215	205	195	430 to 580	410 to 560	400 to 540	380 to 540	380 to 540				
S355JR	1.0045	355	345	355	325	315	295	285	275	-	510 to 680	470 to 630	450 to 600	450 to 600	-				
S355J0	1.0553	355	345	355	325	315	295	285	275	-	510 to 680	470 to 630	450 to 600	450 to 600	-				
S355J2	1.0577	355	345	355	325	315	295	285	275	265	510 to 680	470 to 630	450 to 600	450 to 600	450 to 600				
S355K2	1.0596	355	345	355	325	315	295	285	275	265	510 to 680	470 to 630	450 to 600	450 to 600	450 to 600				
S450J0 <sup>d</sup>	1.0590	450	430	410	390	380	380	-	-	-	-	550 to 720	530 to 700	-	-				

<sup>a</sup> For plate and wide flats with widths ≥ 600 mm the direction transverse (t) to the rolling applies. For all other products the values apply for the direction parallel (l) to the rolling direction.

<sup>b</sup> 1 MPa = 1 N/mm<sup>2</sup>.

<sup>c</sup> The values apply to flat products.

<sup>d</sup> Applicable for long products only.

(according to EN10025)



## MECHANICAL PROPERTIES AT AMBIENT TEMPERATURE FOR FLAT AND LONG PRODUCT OF STEEL GRADES AND QUALITIES WITH VALUES FOR THE IMPACT STRENGTH (CONCLUDED)

Designation		Position of test pieces <sup>a</sup>	Minimum percentage elongation after fracture <sup>a</sup> %										
			$L_0 = 80$ mm Nominal thickness mm					$L_0 = 5,65 \sqrt{S_0}$ Nominal thickness mm					
According EN 10027-1 and CR 10260	According EN 10027-2		≤ 1	> 1 ≤ 1,5	> 1,5 ≤ 2	> 2 ≤ 2,5	> 2,5 < 3	≥ 3 ≤ 40	> 40 ≤ 63	> 63 ≤ 100	> 100 ≤ 150	> 150 ≤ 250	> 250 <sup>c</sup> ≤ 400 only for J2 and K2
S235JR	1.0038	l	17	18	19	20	21	26	25	24	22	21	-
S235J0	1.0114												-
S235J2	1.0117	t	15	16	17	18	19	24	23	22	22	21	21 (l and t)
S275JR	1.0044	l	15	16	17	18	19	23	22	21	19	18	-
S275J0	1.0143												-
S275J2	1.0145	t	13	14	15	16	17	21	20	19	19	18	18 (l and t)
S355JR	1.0045	l	14	15	16	17	18	22	21	20	18	17	-
S355J0	1.0553												-
S355J2	1.0577												17 (l and t)
S355K2	1.0596	t	12	13	14	15	16	20	19	18	18	17	17 (l and t)
S450J0 <sup>d</sup>	1.0590	l	-	-	-	-	-	17	17	17	17	-	-

<sup>a</sup> For plate, strip and wide flats with widths  $\geq 600$  mm the direction transverse (t) to the rolling direction applies. For all other products the values apply for the direction parallel (l) to the rolling direction.

<sup>c</sup> The values apply to flat products.

<sup>d</sup> Applicable for long product only.

(according to EN10025)

